



**From: Katherine Patterson, Public Policy Polling**

**To: Interested Parties**

**Subject: Widespread Support in New Jersey for Medicare Negotiations to Lower Drug Prices, Other Key Health Provisions, and the Overall Build Back Better Plan**

**Date: October 13, 2021**

A new Public Policy Polling survey finds strong bipartisan support in New Jersey for the key reforms to health care that are part of the Build Back Better Plan that will lower drug costs and insurance premiums, expand Medicare benefits, and increase coverage.

Overwhelming majorities of voters across party lines support giving Medicare the power to negotiate lower prescription drug prices.

- 77% of New Jersey voters say they support giving Medicare the power to lower prescription drug prices for all Americans, with 61% saying they strongly support it. Just 11% say they oppose it.
  - This includes support from a majority across party lines, including 85% of Democrats, 74% of independents, and 71% of Republicans.
  - 85% of voters say they think the price of prescription drugs is too high, while just 9% think they are “about right.”
- 83% of New Jersey voters support making sure that Americans do not pay more for the same prescription drugs than what people pay in other countries, while just 6% oppose it. Those in support include 82% of independents and 80% of Republicans.
- Voters reject the drug company argument that giving Medicare the power to negotiate will undermine innovation. 77% of voters agree more that Medicare should be allowed to negotiate with drug companies to make drugs and medication more affordable to patients, while just 8% agree more with the drug company argument that by letting Medicare dictate prescription drug prices, drug companies’





ability to innovate and develop new drugs will be undercut.

Voters are also supportive of the other benefits the Build Back Better plan would offer for health insurance, Medicare and Medicaid:

- 66% of New Jersey voters support a plan in Congress to lower the health insurance costs for people who buy insurance on their own by expanding tax credits and subsidies. Just 9% overall are opposed. Like many of the previous initiatives, this attracts bipartisan support, including 60% of Republican voters and 56% of independents.
- 84% of voters support using savings from lower drug prices to provide health care benefits for hearing, dental, and vision to seniors on Medicare, and lower insurance premiums for millions more. Supporters include 85% of Republicans and 76% of independents.
- 67% support giving low and moderate income Americans, including seniors, children, and people who do not get insurance at work, the opportunity to get health insurance at little or no cost if their state does not offer coverage under Medicaid. Just 13% are opposed. Supporters include 58% of Republicans and 55% of independents.

A majority (68%) of New Jersey voters also say they support the overall Build Back Better plan, which would provide paid family and medical leave, expand Medicare coverage for seniors including dental, vision, and hearing coverage, and lower health care costs by allowing Medicare to negotiate lower drug prices. Just 19% are opposed.

Public Policy Polling surveyed 720 New Jersey voters on behalf of Protect Our Care from October 8-10, 2021. The margin of error is +/- 3.7%. 50% of interviews for the survey were conducted by telephone and 50% by text message.





## New Jersey Survey Results

**Q1** Do you have a favorable or unfavorable opinion of pharmaceutical or drug companies?

*Favorable* 19% .....  
*Unfavorable* 59% .....  
*Not sure* 22% .....

**Q2** Which party do you trust more on the issue of prescription drug prices: Joe Biden and Democrats or Republicans?

*Trust Joe Biden and Democrats more on the issue of prescription drug prices*..... 53%  
*Trust Republicans more on the issue of* ..... 29%

*Strongly oppose* 3%  
*prescription drug prices*..... *Not*  
*sure* 18% ..... **Q3**

Generally speaking, do you think prescription drug prices are too high, too low, or about right?

*Too high* 85% .....  
*Too low* 2% .....  
*About right* 9% .....  
*Not sure* 4% .....

**Q4** Do you strongly support, somewhat support, somewhat oppose, or strongly oppose giving Medicare the power to lower prescription drug prices for all Americans?

*Strongly support* 61% .....  
*Somewhat support* 16% .....  
*Somewhat oppose* 5% .....  
*Strongly oppose* 6% .....  
*Not sure* 12% .....

*Not sure* 10% ..... **Q6**

**Q5** Now I'm going to read you some policies that would lower prescription drug prices, and ask you to tell me if you strongly support, somewhat support, somewhat oppose, or strongly oppose them. Here's the first one: Making sure Americans do not pay more for the same prescription drugs than what people pay in other countries.

*Strongly support* 71% .....  
*Somewhat support* 12% .....  
*Somewhat oppose* 3% .....

Here's the next one: Savings from lower drug prices would be used to provide health care benefits for hearing, dental and vision to seniors on Medicare and lower overall health insurance premiums for millions more.

*Strongly support* 69% .....  
*Somewhat support* 15% .....  
*Somewhat oppose* 4% .....  
*Strongly oppose* 3% .....  
*Not sure* 9% .....

**Q7** Thinking about policies to lower prescription drug prices, which of the following comes closer to how you feel: "We should allow Medicare to negotiate with drug companies to make drugs and medication more affordable to patients"; or "By letting Medicare dictate prescription drug prices, we will undercut drug companies' ability to innovate and develop new drugs."

*"We should allow Medicare to negotiate with*

*drug companies to make drugs and medication more affordable to patients"*..... 77%

**October 8-10, 2021**

**October 8-10, 2021** Survey of 720 New Jersey voters  
Survey of 720 New Jersey voters  
*ability to innovate and develop new drugs" ....*

*Not sure* 15% .....

3020 Highwoods Blvd.  
3020 Highwoods Blvd.  
Raleigh, NC 27604  
Raleigh, NC 27604  
information@publicpolicypolling.com / 888 621-6988  
information@publicpolicypolling.com / 888 621-6988



**Q8** Moving to another topic, there is a plan in Congress that would lower the health insurance costs for people who buy insurance on their own by expanding tax credits and subsidies. Do you support or oppose this plan to lower health insurance costs for people who buy insurance on their own?

*Support* 66% .....  
*Oppose* 9% .....  
*Not sure* 24% .....

**Q9** There is a plan in Congress that would give low- and moderate-income Americans, including seniors, children, and people who do not get insurance at work, the opportunity to get health insurance at little or no cost if their state does not offer coverage under Medicaid. Do you support or oppose this?

*Support* 67% .....

*"By letting Medicare dictate prescription drug prices, we will undercut drug companies"* 8%

*Oppose* 13% .....

*Not sure* 19% .....

**Q10** As you may know, Congress is considering a new economic plan that will provide paid family and medical leave, establish a universal pre-K program, expand Medicare coverage for seniors including dental, vision, and hearing coverage, and lower health care costs by allowing Medicare to negotiate lower



drug prices. Do you support or oppose this new economic plan?

*Support* 68% .....

*Oppose* 19% .....

*Not sure* 14% .....

**Q11** In the 2020 election for President, did you vote for Republican Donald Trump, Democrat Joe Biden, someone else, or did you not vote in the election?

*Donald Trump* 39% .....

*Joe Biden* 55% .....

*Someone else* 6% / *Did not vote* .....

**Q12** If you are a woman, press 1. If a man, press 2.

*Woman* 53% ..... *Man*  
47% .....

**Q13** If you are a Democrat, press 1. If a Republican, press 2. If an independent, press 3.

*Democrat* 39% .....

*Republican* 23% .....

38% *Independent* .....

**Q14** If you are Hispanic or Latino, press 1. If white, press 2. If African-American, press 3. If other, press 4.

Hispanic or Latino 13% .....  
 White 62% .....  
 African 15% -American .....  
 ..... Other 10% .....  
 .....

college but did not finish, 2-year college degree,  
 4-year college degree, or post  
 graduate degree?

High school graduate or less 29%  
 ..... Some college but did not finish 18%  
 ..... 2 10% -year college degree  
 ..... 4 25% -year college degree  
 ..... Post 18% -graduate  
 degree..... **Q17** Mode

**Q15** If you are 18-45 years old, press 1. If 46-65,  
 press 2. If older than 65, press 3.

18 33% to 45.....  
 46 42% to 65.....  
 Older than 65 25% .....

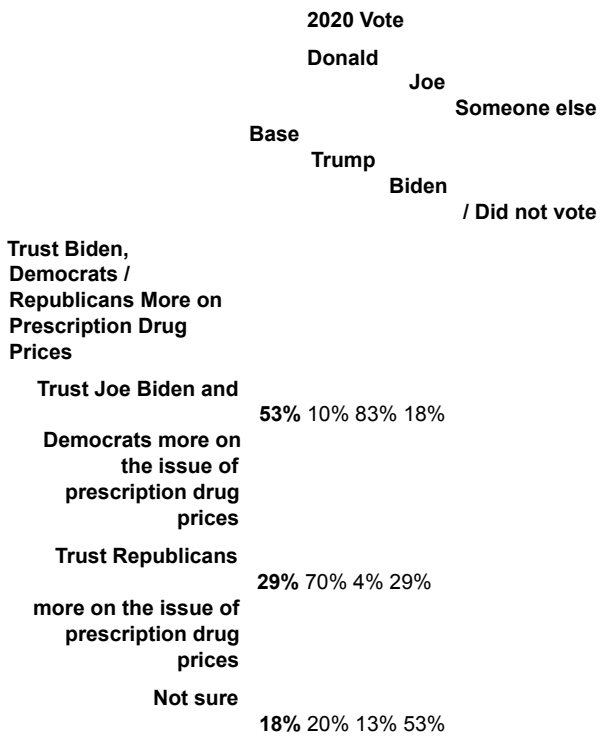
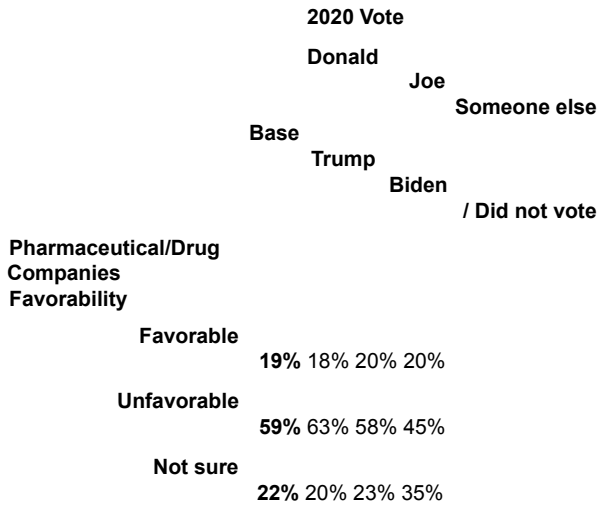
Landline 50% .....  
 Text 50% .....

**Q16** What is the highest level of education you  
 have received: high school graduate or less, some

3020 Highwoods Blvd.  
 Raleigh, NC 27604  
 Raleigh, NC 27604  
 information@publicpolicypolling.com /  
 888 621-6988  
 information@publicpolicypolling.com /  
 888 621-6988

**October 8-10, 2021**  
**October 8-10, 2021** Survey of 720 New  
 Jersey voters  
 Survey of 720 New Jersey voters  
 3020 Highwoods Blvd.





**October 8-10, 2021**

**October 8-10, 2021** survey of 720 New Jersey voters

survey of 720 New Jersey voters

3020 Highwoods Blvd.

Raleigh, NC 27604

Raleigh, NC 27604

information@publicpolicypolling.com / 888

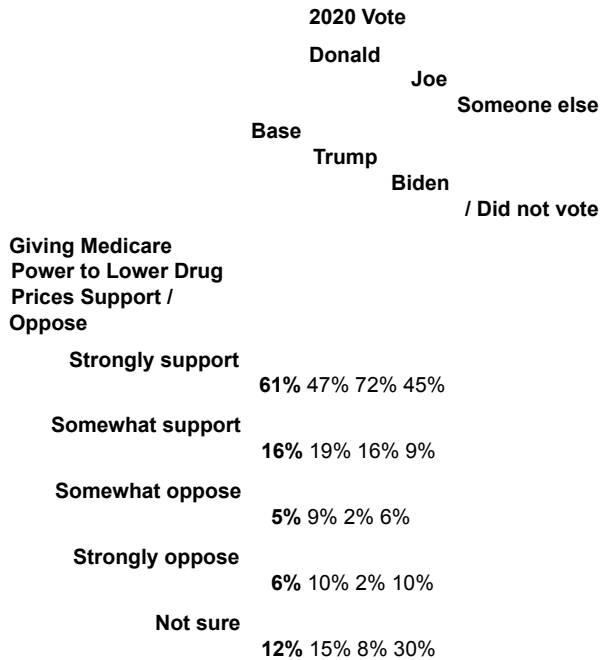
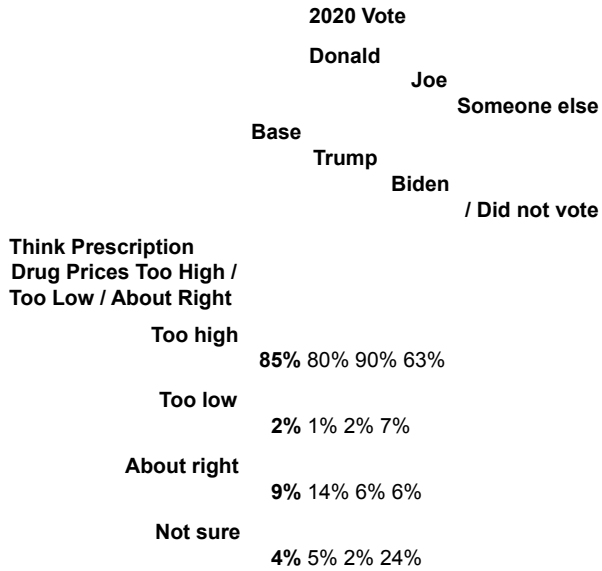
3020 Highwoods Blvd.

621-6988

information@publicpolicypolling.com / 888

621-6988







**2020 Vote**

Donald Joe  
Base Someone else  
Trump Biden  
/ Did not vote

**Making Sure Americans Don't Pay Higher Drug Prices Than Other Countries Support / Oppose**

Response	Donald	Joe	Base	Someone else
Strongly support	71%	67%	76%	52%
Somewhat support	12%	16%	10%	9%
Somewhat oppose	3%	4%	3%	4%
Strongly oppose	3%	5%	2%	3%
Not sure	10%	8%	9%	32%

**2020 Vote**

Donald Joe  
Base Someone else  
Trump Biden  
/ Did not vote

**Savings From Lower Drug Prices Funding Expanded Benefits Support / Oppose**

Response	Donald	Joe	Base	Someone else
Strongly support	69%	56%	79%	47%
Somewhat support	15%	26%	9%	10%
Somewhat oppose	4%	5%	4%	7%
Strongly oppose	3%	6%	1%	3%
Not sure	9%	7%	7%	32%



**October 8-10, 2021**

621-6988

**October 8-10, 2021** survey of 720 New

information@publicpolicypolling.com / 888

Jersey voters

survey of 720 New Jersey voters

621-6988

3020 Highwoods Blvd.

Raleigh, NC 27604

Raleigh, NC 27604

information@publicpolicypolling.com / 888



2020 Vote  
 Donald  
 Joe  
 Someone else  
 Base  
 Trump  
 Biden  
 / Did not vote

**Statement Closest to Views on Allowing Medicare to Negotiate Drug Prices**

“We should allow Medicare to negotiate with drug companies to make drugs and medication more affordable to patients”  
 77% 61% 90% 34%

“By letting Medicare dictate prescription drug prices, we will undercut drug companies’ ability to innovate and develop new drugs”  
 8% 15% 2% 24%

Not sure  
 15% 24% 8% 41%

2020 Vote  
 Donald  
 Joe  
 Someone else  
 Base  
 Trump  
 Biden  
 / Did not vote

**Plan to Lower Health Insurance Costs for Those Who Buy On Their Own Support / Oppose**

Support  
 66% 55% 75% 44%

Oppose  
 9% 17% 4% 18%

Not sure  
 25% 28% 21% 38%

**October 8-10, 2021**

**October 8-10, 2021** survey of 720 New Jersey voters

survey of 720 New Jersey voters

3020 Highwoods Blvd.

Raleigh, NC 27604

Raleigh, NC 27604

information@publicpolicypolling.com / 888

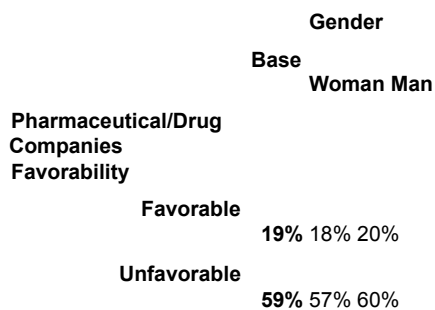
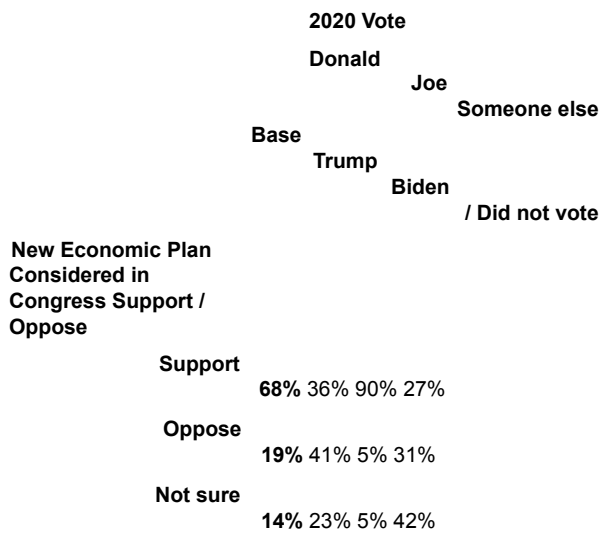
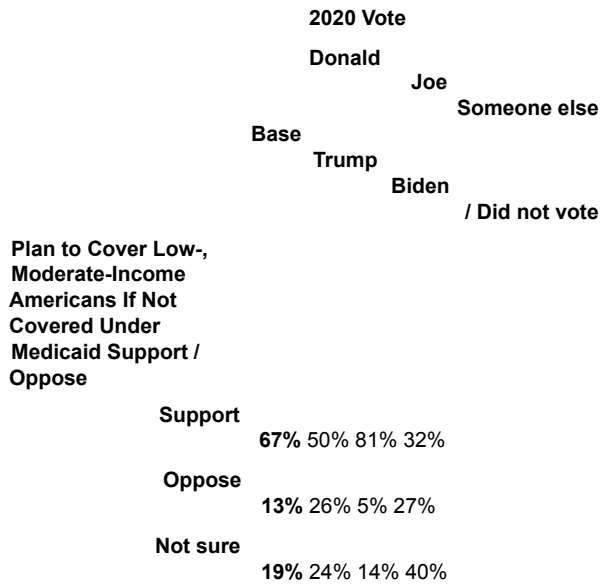
3020 Highwoods Blvd.

621-6988

information@publicpolicypolling.com / 888

621-6988





Not sure

22% 24% 20%

**October 8-10, 2021**

**October 8-10, 2021** survey of 720 New

Jersey voters

survey of 720 New Jersey voters

3020 Highwoods Blvd.

Raleigh, NC 27604

Raleigh, NC 27604

information@publicpolicypolling.com / 888

3020 Highwoods Blvd.

621-6988

information@publicpolicypolling.com / 888

621-6988



	Gender	
	Base	Woman Man
<b>Trust Biden, Democrats / Republicans More on Prescription Drug Prices</b>		
Trust Joe Biden and Democrats more on the issue of prescription drug prices	53%	61% 44%
Trust Republicans more on the issue of prescription drug prices	29%	27% 31%
Not sure	18%	12% 25%

	Gender	
	Base	Woman Man
<b>Think Prescription Drug Prices Too High / Too Low / About Right</b>		
Too high	85%	90% 79%
Too low	2%	2% 1%
About right	9%	6% 12%
Not sure	4%	2% 7%

**October 8-10, 2021**

**October 8-10, 2021** survey of 720 New Jersey voters

survey of 720 New Jersey voters  
3020 Highwoods Blvd.

Raleigh, NC 27604

Raleigh, NC 27604

information@publicpolicypolling.com / 888

3020 Highwoods Blvd.  
621-6988

information@publicpolicypolling.com / 888

621-6988





**Gender**

**Base**

**Woman Man**

**Giving Medicare  
Power to Lower Drug  
Prices Support /  
Oppose**

**Strongly support**

**61% 61% 62%**

**Somewhat support**

**16% 15% 18%**

**Somewhat oppose**

**5% 4% 5%**

**Strongly oppose**

**6% 5% 6%**

**Not sure**

**12% 14% 9%**

**Gender**

**Base**

**Woman Man**

**Making Sure  
Americans Don't Pay  
Higher Drug Prices  
Than Other Countries  
Support / Oppose**

**Strongly support**

**71% 73% 69%**

**Somewhat support**

**12% 12% 12%**

**Somewhat oppose**

**3% 1% 5%**

**Strongly oppose**

**3% 2% 4%**

**Not sure**

**10% 12% 9%**

**October 8-10, 2021**

**October 8-10, 2021** survey of 720 New Jersey voters

3020 Highwoods Blvd.  
survey of 720 New Jersey voters  
3020 Highwoods Blvd.  
Raleigh, NC 27604  
Raleigh, NC 27604





**Gender**

**Base**

**Woman Man**

**Savings From Lower  
Drug Prices Funding  
Expanded Benefits  
Support / Oppose**

**Strongly support**

**69% 70% 67%**

**Somewhat support**

**15% 15% 15%**

**Somewhat oppose**

**4% 4% 5%**

**Strongly oppose**

**3% 3% 3%**

**Not sure**

**9% 8% 10%**

**Gender**

**Base**

**Woman Man**

**Statement Closest to  
Views on Allowing  
Medicare to Negotiate  
Drug Prices**

**“We should allow**

**77% 80% 73%**

**Medicare to negotiate  
with drug companies  
to make drugs and  
medication more  
affordable to patients”**

**“By letting Medicare d**

**8% 5% 11%**

**ictate prescription dru  
g prices, we will under  
cut drug companies’ a  
bility to innovate and  
develop new drugs”**

**Not sure**

**15% 15% 16%**

**October 8-10, 2021**

621-6988

**October 8-10, 2021** survey of 720 New

information@publicpolicypolling.com / 888

Jersey voters

survey of 720 New Jersey voters

621-6988

3020 Highwoods Blvd.

Raleigh, NC 27604

Raleigh, NC 27604

information@publicpolicypolling.com / 888





**Gender**

**Base**

**Woman Man**

**Plan to Lower Health Insurance Costs for Those Who Buy On Their Own Support / Oppose**

**Support** 66% 63% 70%

**Oppose** 9% 8% 11%

**Not sure** 25% 29% 19%

**Gender**

**Base**

**Woman Man**

**Plan to Cover Low-, Moderate-Income Americans If Not Covered Under Medicaid Support / Oppose**

**Support** 67% 68% 67%

**Oppose** 13% 12% 14%

**Not sure** 19% 20% 18%

**Gender**

**Base**

**Woman Man**

**New Economic Plan Considered in Congress Support / Oppose**

**Support** 68% 73% 61%

**Oppose** 19% 16% 21%

**Not sure** 14% 10% 18%

**October 8-10, 2021**

**October 8-10, 2021** survey of 720 New Jersey voters

survey of 720 New Jersey voters  
3020 Highwoods Blvd.  
Raleigh, NC 27604  
Raleigh, NC 27604

3020 Highwoods Blvd.  
information@publicpolicypolling.com / 888

621-6988





**Party**

**Base**

**Democrat Republican Independent**

**Pharmaceutical/Drug  
Companies  
Favorability**

**Favorable**

**19% 25% 15% 15%**

**Unfavorable**

**59% 54% 59% 64%**

**Not sure**

**22% 21% 26% 22%**

**Party**

**Base**

**Democrat Republican Independent**

**Trust Biden,  
Democrats /  
Republicans More on  
Prescription Drug  
Prices**

**Trust Joe Biden and**

**53% 88% 19% 33%**

**Democrats more on  
the issue of  
prescription drug  
prices**

**Trust Republicans**

**29% 4% 66% 34%**

**more on the issue of  
prescription drug  
prices**

**Not sure**

**18% 8% 15% 33%**

survey of 720 New Jersey voters  
3020 Highwoods Blvd.  
Raleigh, NC 27604  
Raleigh, NC 27604  
information@publicpolicypolling.com / 888

621-6988



621-6988

information@publicpolicypolling.com / 888



	Party			
	Base			
	Democrat	Republican	Independent	
<b>Think Prescription Drug Prices Too High / Too Low / About Right</b>				
<b>Too high</b>	85%	90%	78%	84%
<b>Too low</b>	2%	3%	0%	1%
<b>About right</b>	9%	5%	16%	9%
<b>Not sure</b>	4%	2%	5%	7%

	Party			
	Base			
	Democrat	Republican	Independent	
<b>Giving Medicare Power to Lower Drug Prices Support / Oppose</b>				
<b>Strongly support</b>	61%	73%	52%	54%
<b>Somewhat support</b>	16%	12%	19%	20%
<b>Somewhat oppose</b>	5%	2%	8%	6%
<b>Strongly oppose</b>	6%	2%	10%	7%
<b>Not sure</b>	12%	11%	12%	13%

**October 8-10, 2021**

**October 8-10, 2021** survey of 720 New Jersey voters

survey of 720 New Jersey voters

3020 Highwoods Blvd.

Raleigh, NC 27604

Raleigh, NC 27604

information@publicpolicypolling.com / 888

3020 Highwoods Blvd.

621-6988

information@publicpolicypolling.com / 888

621-6988





**Party**

**Base**

**Democrat Republican Independent**

**Making Sure  
Americans Don't Pay  
Higher Drug Prices  
Than Other Countries  
Support / Oppose**

**Strongly support**

71% 77% 69% 65%

**Somewhat support**

12% 9% 11% 17%

**Somewhat oppose**

3% 2% 5% 4%

**Strongly oppose**

3% 1% 6% 3%

**Not sure**

10% 10% 9% 11%

**Party**

**Base**

**Democrat Republican Independent**

**Savings From Lower  
Drug Prices Funding  
Expanded Benefits  
Support / Oppose**

**Strongly support**

69% 82% 65% 55%

**Somewhat support**

15% 7% 20% 21%

**Somewhat oppose**

4% 1% 3% 10%

**Strongly oppose**

3% 1% 6% 3%

**Not sure**

9% 9% 5% 11%

**October 8-10, 2021**

**October 8-10, 2021** survey of 720 New Jersey voters

3020 Highwoods Blvd.  
survey of 720 New Jersey voters  
3020 Highwoods Blvd.  
Raleigh, NC 27604  
Raleigh, NC 27604





		Party			
		Base			
		Democrat	Republican	Independent	
<b>Statement Closest to Views on Allowing Medicare to Negotiate Drug Prices</b>	<b>“We should allow Medicare to negotiate with drug companies to make drugs and medication more affordable to patients”</b>	77%	91%	70%	63%
	<b>“By letting Medicare dictate prescription drug prices, we will undercut drug companies’ ability to innovate and develop new drugs”</b>	8%	1%	15%	12%
	<b>Not sure</b>	15%	8%	15%	25%
		Party			
		Base			
		Democrat	Republican	Independent	
<b>Plan to Lower Health Insurance Costs for Those Who Buy On Their Own Support / Oppose</b>	<b>Support</b>	66%	77%	60%	56%
	<b>Oppose</b>	9%	3%	14%	14%
	<b>Not sure</b>	25%	20%	26%	30%

**October 8-10, 2021**

621-6988

**October 8-10, 2021** survey of 720 New

information@publicpolicypolling.com / 888

Jersey voters

survey of 720 New Jersey voters

621-6988

3020 Highwoods Blvd.

Raleigh, NC 27604

Raleigh, NC 27604

information@publicpolicypolling.com / 888



**Party**

**Base**

**Democrat Republican Independent**

**Plan to Cover Low-, Moderate-Income Americans If Not Covered Under Medicaid Support / Oppose**

**Support** 67% 82% 58% 55%

**Oppose** 13% 5% 21% 19%

**Not sure** 19% 13% 21% 26%

**Party**

**Base**

**Democrat Republican Independent**

**New Economic Plan Considered in Congress Support / Oppose**

**Support** 68% 92% 44% 50%

**Oppose** 19% 4% 37% 26%

**Not sure** 14% 3% 19% 24%

**Race**

**Hispanic African**

**or Latino White American Other**

**Base**

**Pharmaceutical/Drug Companies Favorability**

**Favorable** 19% 31% 13% 34% 17%

**Unfavorable** 59% 54% 62% 50% 57%

**Not sure** 22% 15% 25% 16% 27%







	Race				
	Hispanic		African		
	Base		American Other		
	or Latino White				
<b>Trust Biden, Democrats / Republicans More on Prescription Drug Prices</b>					
Trust Joe Biden and Democrats more on the issue of prescription drug prices	53%	71%	40%	83%	64%
Trust Republicans more on the issue of prescription drug prices	29%	11%	40%	8%	13%
Not sure	18%	17%	19%	9%	23%

	Race				
	Hispanic		African		
	Base		American Other		
	or Latino White				
<b>Think Prescription Drug Prices Too High / Too Low / About Right</b>					
Too high	85%	90%	85%	84%	78%
Too low	2%	0%	1%	4%	4%
About right	9%	8%	9%	8%	13%
Not sure	4%	2%	5%	4%	5%

survey of 720 New Jersey voters  
3020 Highwoods Blvd.  
Raleigh, NC 27604  
Raleigh, NC 27604  
information@publicpolicypolling.com / 888

621-6988



621-6988

information@publicpolicypolling.com / 888



	Race				
	Hispanic		African		
	Base		or Latino White		American Other
<b>Giving Medicare Power to Lower Drug Prices Support / Oppose</b>					
<b>Strongly support</b>	61%	60%	59%	63%	75%
<b>Somewhat support</b>	16%	21%	16%	18%	14%
<b>Somewhat oppose</b>	5%	3%	6%	-	4%
<b>Strongly oppose</b>	6%	1%	8%	1%	4%
<b>Not sure</b>	12%	16%	11%	18%	4%

	Race				
	Hispanic		African		
	Base		or Latino White		American Other
<b>Making Sure Americans Don't Pay Higher Drug Prices Than Other Countries Support / Oppose</b>					
<b>Strongly support</b>	71%	90%	70%	65%	66%
<b>Somewhat support</b>	12%	5%	14%	10%	17%
<b>Somewhat oppose</b>	3%	-	4%	3%	4%
<b>Strongly oppose</b>	3%	-	3%	3%	5%
<b>Not sure</b>	10%	5%	9%	19%	8%

**October 8-10, 2021**

**October 8-10, 2021** survey of 720 New

Jersey voters

survey of 720 New Jersey voters

3020 Highwoods Blvd.

Raleigh, NC 27604

Raleigh, NC 27604

information@publicpolicypolling.com / 888

3020 Highwoods Blvd.

621-6988

information@publicpolicypolling.com / 888

621-6988





Race  
 Hispanic  
 African  
 Base  
 or Latino White  
 American Other

Savings From Lower  
 Drug Prices Funding  
 Expanded Benefits  
 Support / Oppose

Strongly support 69% 86% 62% 78% 75%

Somewhat support 15% 10% 19% 2% 18%

Somewhat oppose 4% - 7% - 4%

Strongly oppose 3% 2% 4% 1% 2%

Not sure 9% 2% 9% 19% 1%

Race  
 Hispanic  
 African  
 Base  
 or Latino White  
 American Other

Statement Closest to  
 Views on Allowing  
 Medicare to Negotiate  
 Drug Prices

“We should allow Medicare to negotiate with drug companies to make drugs and medication more affordable to patients” 77% 93% 69% 94% 79%

“By letting Medicare dictate prescription drug prices, we will undercut drug companies’ ability to innovate and develop new drugs” 8% 1% 11% 1% 7%

Not sure 15% 6% 20% 5% 14%





	Race					
	Hispanic		African			
	Base		American		Other	
	or Latino White					
<b>Plan to Lower Health Insurance Costs for Those Who Buy On Their Own Support / Oppose</b>	<b>Support</b>	66%	61%	66%	72%	65%
	<b>Oppose</b>	9%	6%	12%	1%	7%
	<b>Not sure</b>	25%	32%	22%	27%	28%
	Race					
	Hispanic		African			
	Base		American		Other	
	or Latino White					
<b>Plan to Cover Low-, Moderate-Income Americans If Not Covered Under Medicaid Support / Oppose</b>	<b>Support</b>	67%	78%	61%	78%	78%
	<b>Oppose</b>	13%	9%	18%	-	10%
	<b>Not sure</b>	19%	14%	21%	22%	13%

**October 8-10, 2021**

621-6988

**October 8-10, 2021** survey of 720 New

information@publicpolicypolling.com / 888

Jersey voters

survey of 720 New Jersey voters

621-6988

3020 Highwoods Blvd.

Raleigh, NC 27604

Raleigh, NC 27604

information@publicpolicypolling.com / 888



	Race				
	Hispanic	African	Base	American	Other
New Economic Plan Considered in Congress Support / Oppose	or Latino White				
	<b>Support</b>	68%	87%	57%	90%
<b>Oppose</b>	19%	11%	26%	1%	10%
<b>Not sure</b>	14%	2%	17%	9%	14%

	Age				
	18 to	46 to	Older	Base	
Pharmaceutical/Drug Companies Favorability	45 65 than 65				
	<b>Favorable</b>	19%	20%	18%	19%
	<b>Unfavorable</b>	59%	63%	62%	48%
<b>Not sure</b>	22%	17%	20%	32%	

**October 8-10, 2021**

**October 8-10, 2021** survey of 720 New Jersey voters

survey of 720 New Jersey voters

3020 Highwoods Blvd.

Raleigh, NC 27604

Raleigh, NC 27604

information@publicpolicypolling.com / 888

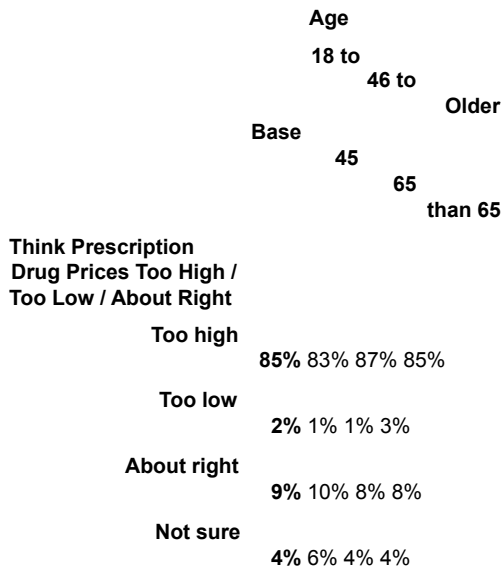
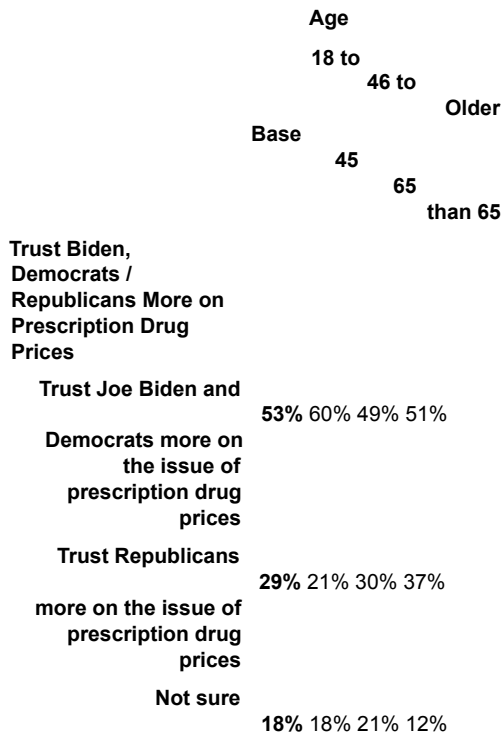
3020 Highwoods Blvd.

621-6988


information@publicpolicypolling.com / 888

621-6988









**October 8-10, 2021**

621-6988

**October 8-10, 2021** survey of 720 New

information@publicpolicypolling.com / 888

Jersey voters

survey of 720 New Jersey voters

621-6988

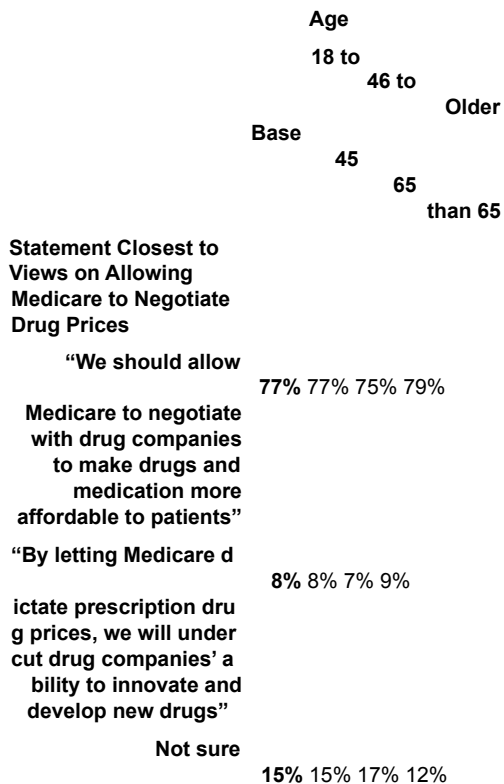
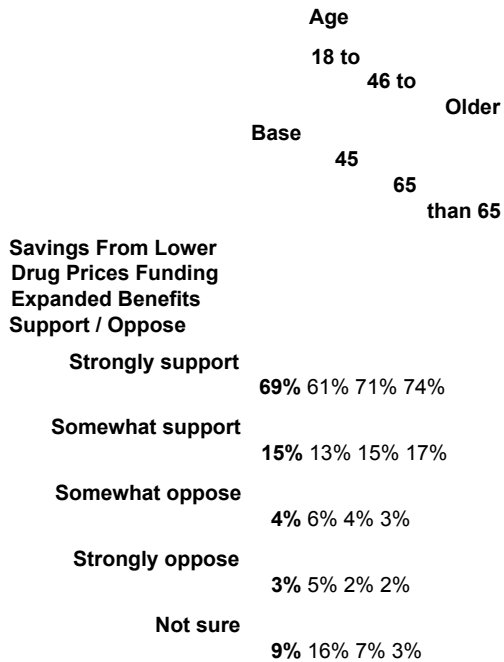
3020 Highwoods Blvd.

Raleigh, NC 27604

Raleigh, NC 27604

information@publicpolicypolling.com / 888





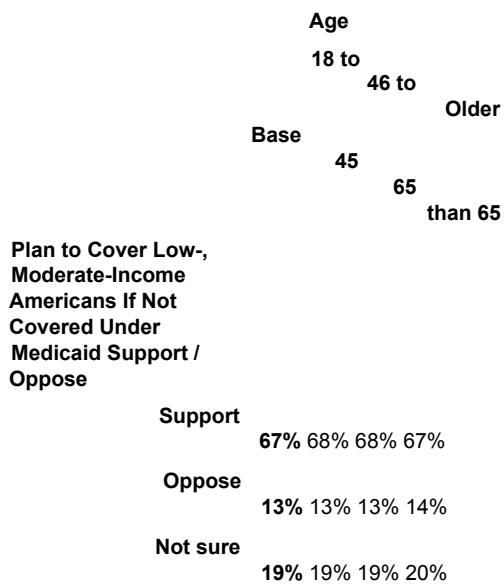
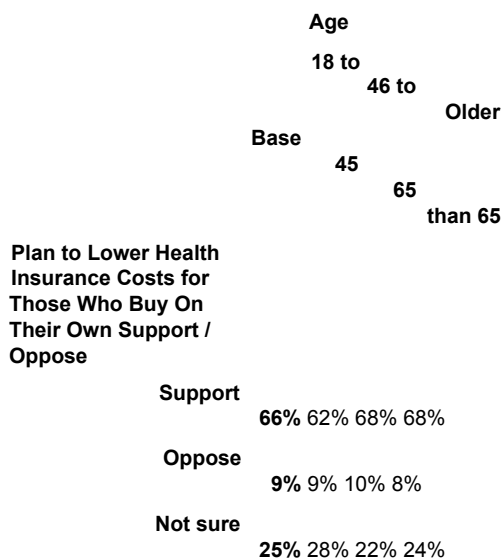


**October 8-10, 2021**

**October 8-10, 2021** survey of 720 New Jersey voters

survey of 720 New Jersey voters  
3020 Highwoods Blvd.  
Raleigh, NC 27604

3020 Highwoods Blvd.  
Raleigh, NC 27604  
information@publicpolicypolling.com / 888  
621-6988





survey of 720 New Jersey voters  
3020 Highwoods Blvd.  
Raleigh, NC 27604  
Raleigh, NC 27604  
information@publicpolicypolling.com / 888

621-6988



621-6988

information@publicpolicypolling.com / 888



**Age**  
 18 to 46 to Older  
 Base 45 65 than 65

**New Economic Plan Considered in Congress Support / Oppose**

	18 to 45	46 to 65	Older than 65
<b>Support</b>	68%	74%	64% 66%
<b>Oppose</b>	19%	16%	19% 20%
<b>Not sure</b>	14%	10%	16% 13%

**Education**  
 High school Some college but 2-year college 4-year college Post-graduate  
 graduate or less did not finish degree degree degree

**Base**

**Pharmaceutical/Drug Companies Favorability**

	High school graduate or less	Some college but did not finish	2-year college degree	4-year college degree	Post-graduate degree
<b>Favorable</b>	19%	29%	14%	14%	14% 17%
<b>Unfavorable</b>	59%	40%	65%	69%	67% 68%
<b>Not sure</b>	22%	31%	21%	16%	19% 16%

**October 8-10, 2021**

**October 8-10, 2021** survey of 720 New Jersey voters

survey of 720 New Jersey voters

3020 Highwoods Blvd.

Raleigh, NC 27604

Raleigh, NC 27604

information@publicpolicypolling.com / 888

information@publicpolicypolling.com / 888

3020 Highwoods Blvd.

621-6988

information@publicpolicypolling.com / 888

621-6988





**Education**

High school

Some college but

2-year college

4-year college

Post-graduate

Base

graduate or less

did not finish

degree

degree

degree

**Trust Biden,  
Democrats /  
Republicans More on  
Prescription Drug  
Prices**

**Trust Joe Biden and**

**53% 59% 48% 46% 51% 55%**

**Democrats more on  
the issue of  
prescription drug  
prices**

**Trust Republicans**

**29% 26% 34% 29% 31% 26%**

**more on the issue of  
prescription drug  
prices**

**Not sure**

**18% 15% 18% 25% 18% 19%**

**Education**

High school

Some college but

2-year college

4-year college

Post-graduate

Base

graduate or less

did not finish

degree

degree

degree

**Think Prescription  
Drug Prices Too High /  
Too Low / About Right**

**Too high**

**85% 82% 89% 96% 85% 80%**

**Too low**

**2% 3% 2% - 1% 2%**

**About right**

**9% 8% 6% 1% 10% 16%**

**Not sure**

**4% 7% 3% 3% 4% 2%**

**October 8-10, 2021**

**October 8-10, 2021** survey of 720 New Jersey voters

survey of 720 New Jersey voters  
3020 Highwoods Blvd.

Raleigh, NC 27604

Raleigh, NC 27604

information@publicpolicypolling.com / 888

3020 Highwoods Blvd.  
621-6988

information@publicpolicypolling.com / 888

621-6988





	Base	High school graduate or less	Some college but did not finish degree	2-year college degree	4-year college degree	Post-graduate degree
<b>Giving Medicare Power to Lower Drug Prices Support / Oppose</b>						
Strongly support	61%	62%	66%	50%	61%	62%
Somewhat support	16%	14%	11%	33%	20%	12%
Somewhat oppose	5%	0%	7%	5%	5%	9%
Strongly oppose	6%	1%	4%	5%	9%	10%
Not sure	12%	23%	12%	7%	4%	7%

	Base	High school graduate or less	Some college but did not finish degree	2-year college degree	4-year college degree	Post-graduate degree
<b>Making Sure Americans Don't Pay Higher Drug Prices Than Other Countries Support / Oppose</b>						
Strongly support	71%	71%	82%	85%	61%	69%
Somewhat support	12%	9%	9%	8%	19%	13%
Somewhat oppose	3%	2%	3%	-	4%	6%
Strongly oppose	3%	1%	0%	2%	6%	5%
Not sure	10%	16%	7%	4%	10%	7%



621-6988



	Base	High school graduate or less	Some college but did not finish degree	2-year college degree	4-year college degree	Post-graduate degree
<b>Education</b>						
<b>Savings From Lower Drug Prices Funding Expanded Benefits Support / Oppose</b>						
Strongly support	69%	72%	75%	73%	64%	62%
Somewhat support	15%	8%	18%	23%	17%	17%
Somewhat oppose	4%	1%	2%	1%	9%	8%
Strongly oppose	3%	1%	1%	2%	5%	5%
Not sure	9%	19%	4%	1%	5%	8%
<b>Statement Closest to Views on Allowing Medicare to Negotiate Drug Prices</b>						
"We should allow Medicare to negotiate with drug companies to make drugs and medication more affordable to patients"	77%	81%	84%	72%	75%	69%
"By letting Medicare d	8%	3%	6%	8%	8%	18%

ictate prescription dru  
g prices, we will under  
cut drug companies' a  
bility to innovate and  
develop new drugs"

Not sure

15% 16% 10% 20% 17% 14%

**October 8-10, 2021**

**October 8-10, 2021** survey of 720 New

Jersey voters

survey of 720 New Jersey voters

3020 Highwoods Blvd.

Raleigh, NC 27604

Raleigh, NC 27604

information@publicpolicypolling.com / 888

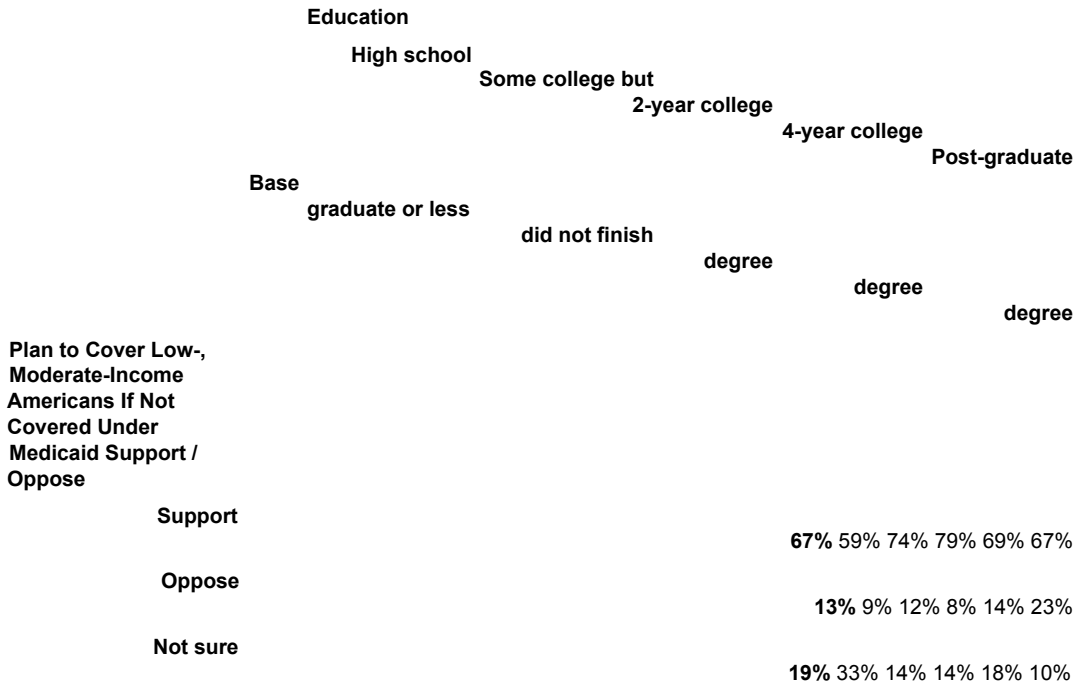
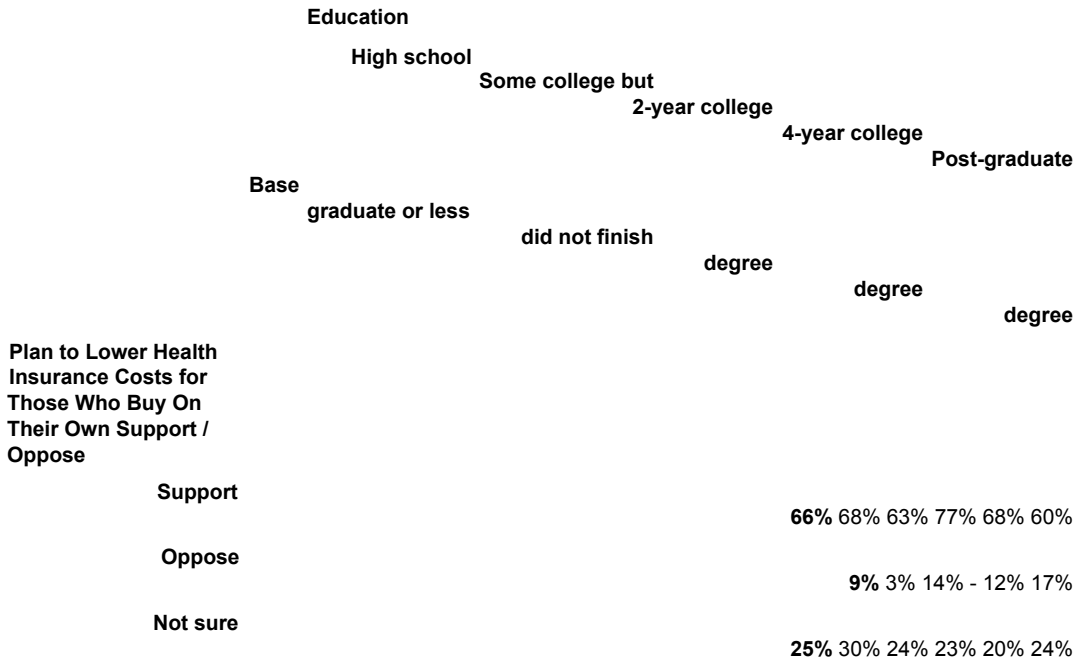
3020 Highwoods Blvd.

621-6988

information@publicpolicypolling.com / 888

621-6988





**October 8-10, 2021**  
**October 8-10, 2021** survey of 720 New Jersey voters  
 survey of 720 New Jersey voters  
 3020 Highwoods Blvd.  
 Raleigh, NC 27604  
 Raleigh, NC 27604  
 information@publicpolicypolling.com / 888

3020 Highwoods Blvd.  
 621-6988  
 information@publicpolicypolling.com / 888  
 621-6988





**Education**

**High school**

**Some college but  
2-year college**

**4-year college**

**Post-graduate**

**Base**

**graduate or less**

**did not finish**

**degree**

**degree**

**degree**

**New Economic Plan  
Considered in  
Congress Support /  
Oppose**

**Support**

**68% 71% 67% 70% 66% 64%**

**Oppose**

**19% 13% 22% 10% 19% 28%**

**Not sure**

**14% 16% 11% 21% 15% 8%**

**Mode**

**Base**

**Landline Text**

**Pharmaceutical/Drug  
Companies  
Favorability**

**Favorable**

**19% 23% 14%**

**Unfavorable**

**59% 49% 71%**

**Not sure**

**22% 28% 15%**

**October 8-10, 2021**

**October 8-10, 2021** survey of 720 New Jersey voters

3020 Highwoods Blvd.  
survey of 720 New Jersey voters  
3020 Highwoods Blvd.  
Raleigh, NC 27604  
Raleigh, NC 27604





**Mode**

**Base**

**Landline Text**

**Trust Biden,  
Democrats /  
Republicans More on  
Prescription Drug  
Prices**

**Trust Joe Biden and**

**53% 55% 51%**

**Democrats more on  
the issue of  
prescription drug  
prices**

**Trust Republicans**

**29% 32% 25%**

**more on the issue of  
prescription drug  
prices**

**Not sure**

**18% 13% 24%**

**Mode**

**Base**

**Landline Text**

**Think Prescription  
Drug Prices Too High /  
Too Low / About Right**

**Too high**

**85% 86% 84%**

**Too low**

**2% 2% 1%**

**About right**

**9% 9% 8%**

**Not sure**

**4% 2% 7%**

**October 8-10, 2021**

621-6988

**October 8-10, 2021** survey of 720 New

information@publicpolicypolling.com / 888

Jersey voters

survey of 720 New Jersey voters

621-6988

3020 Highwoods Blvd.

Raleigh, NC 27604

Raleigh, NC 27604

information@publicpolicypolling.com / 888



	Mode
	Base
	Landline Text
<b>Giving Medicare Power to Lower Drug Prices Support / Oppose</b>	
Strongly support	61% 66% 55%
Somewhat support	16% 13% 21%
Somewhat oppose	5% 6% 3%
Strongly oppose	6% 5% 6%
Not sure	12% 9% 16%

	Mode
	Base
	Landline Text
<b>Making Sure Americans Don't Pay Higher Drug Prices Than Other Countries Support / Oppose</b>	
Strongly support	71% 77% 66%
Somewhat support	12% 11% 14%
Somewhat oppose	3% 4% 3%
Strongly oppose	3% 4% 2%
Not sure	10% 5% 16%

**October 8-10, 2021**

**October 8-10, 2021** survey of 720 New

Jersey voters

survey of 720 New Jersey voters

3020 Highwoods Blvd.

Raleigh, NC 27604

Raleigh, NC 27604

information@publicpolicypolling.com / 888

3020 Highwoods Blvd.

621-6988

information@publicpolicypolling.com / 888

621-6988







**Mode**

**Base**

**Landline Text**

**Savings From Lower  
Drug Prices Funding  
Expanded Benefits  
Support / Oppose**

**Strongly support**

**69% 74% 63%**

**Somewhat support**

**15% 15% 15%**

**Somewhat oppose**

**4% 4% 5%**

**Strongly oppose**

**3% 4% 2%**

**Not sure**

**9% 3% 15%**

**Mode**

**Base**

**Landline Text**

**Statement Closest to  
Views on Allowing  
Medicare to Negotiate  
Drug Prices**

**“We should allow**

**77% 83% 71%**

**Medicare to negotiate  
with drug companies  
to make drugs and  
medication more  
affordable to patients”**

**“By letting Medicare d**

**8% 10% 6%**

**ictate prescription dru  
g prices, we will under  
cut drug companies’ a  
bility to innovate and  
develop new drugs”**

**Not sure**

**15% 7% 22%**

**October 8-10, 2021**

**October 8-10, 2021** survey of 720 New  
Jersey voters

3020 Highwoods Blvd.  
survey of 720 New Jersey voters  
3020 Highwoods Blvd.  
Raleigh, NC 27604  
Raleigh, NC 27604





**Mode**

**Base**

**Landline Text**

**Plan to Lower Health Insurance Costs for Those Who Buy On Their Own Support / Oppose**

**Support**

**66%** 67% 65%

**Oppose**

**9%** 9% 10%

**Not sure**

**25%** 24% 25%

**Mode**

**Base**

**Landline Text**

**Plan to Cover Low-, Moderate-Income Americans If Not Covered Under Medicaid Support / Oppose**

**Support**

**67%** 72% 64%

**Oppose**

**13%** 14% 12%

**Not sure**

**19%** 14% 24%

**Mode**

**Base**

**Landline Text**

**New Economic Plan Considered in Congress Support / Oppose**

**Support**

**68%** 68% 67%

**Oppose**

**19%** 21% 17%

**Not sure**

**14%** 11% 16%

3020 Highwoods Blvd.

**October 8-10, 2021**

**October 8-10, 2021** survey of 720 New

Jersey voters

survey of 720 New Jersey voters

3020 Highwoods Blvd.

Raleigh, NC 27604

Raleigh, NC 27604

information@publicpolicypolling.com / 888

621-6988

information@publicpolicypolling.com / 888

621-6988

